

Spirit Mesh



Linee raffinate e sinuose evocano le sensuali calle di Robert Mapplethorpe e disegnano una silhouette classica ma moderna, destinata a rimanere nel tempo.

Refined and sinuous lines evoke the sensual Calla lilies by Robert Mapplethorpe and produce a classical yet modern silhouette, destined to last over time.

made in Italy | patented design





cromo lucido
polished chrome
CR



cromo satinato
satin chrome
CS



oro zecchino
gold plated
OZ

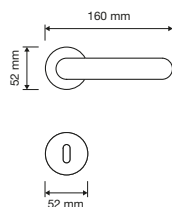


patiné
patiné mat
PM

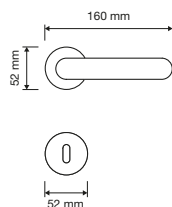
modelli / models



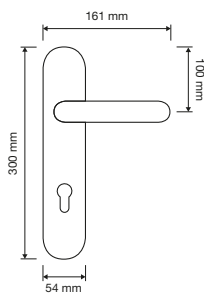
1451 RB 023




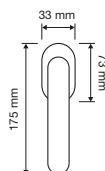
1451 RB 025



1453 PL



1451 SK



1451 MN 300

